

PRODUCT DATA SHEET No 0022/24/30/32A/22

Product name: **ZCLHF PC/ABS, ZCLHF PP flexible coupling, ZPSHF PC/ABS, ZPSHF PP rigid coupling, ZKHF PC/ABS, ZKHF PP rigid elbows, UZHF lockable handle**

Manufacturer: **ELEKTROPLAST SP. Z O.O 32-431 STRÓŻA 1015**

Reference documents:	PN-EN 61386-1:2011/A1:2019 ; PN-EN 61386-25:2012 ; NZ EL-PL 004/4/2015 ; NZ EL-PL 005/4/2015 PN-EN 13501-1:2019 ; PN-EN 61386-21:2021-12, LVD Directive 2014/35/EU ; Directive 2011/65/EU
Application:	Halogen-free: Flexible coupling ZCLHF made of PC/ABS or PP, Rigid coupling ZPSHF made of PC/ABS or PP, Rigid elbow ZKHF made of PC/ABS or PP, Closing bracket UZHF are designed for connecting and fixing RLHF, RSHF pipes in straight lines and at an angle in electrical installations inside buildings, with a specified reaction to fire class.
Product characteristics: Colour: with PC/ABS white RAL 9010, Colour with PP: white RAL 9010, grey RAL 7035 No UV resistance Colour with PP: black RAL 9004 UV resistant for temperate climate ----- Colour: with PC/ABS white RAL 9010, Colour with PP: white RAL 9010, grey RAL 7035 No UV-resistance Colour with PP: black RAL 9004 UV-resistance for temperate climate ----- Colour: with PC/ABS white RAL 9010, Colour with PP: white RAL 9010, grey RAL 7035 No UV-resistance Colour with PP: black RAL 9004 UV-resistance for temperate climate ----- Colour on PP: white RAL 9010, grey RAL 7035 No UV-resistant Colour on PP: black RAL 9004 UV-resistant for temperate climate	<ul style="list-style-type: none"> • ZCLHF PC/ABS or PP self-extinguishing flexible coupling • Material: PC/ABS sheet polycarbonate/acrylonitrile-butadiene-styrene terpolymer or PP flame retardant halogen-free • Design: flexible • Reaction to fire: B-s2, d1 • Colour with PP: RAL 9010 white, RAL 7035 grey, RAL 9004 black • ZPSHF PC/ABS or PP rigid connector - self-extinguishing • Material: PC/ABS sheet polycarbonate/acrylonitrile-butadiene-styrene terpolymer or PP flame retardant halogen-free • Design: rigid • Reaction to fire: B-s2, d1 • Colour with PP: RAL 9010 white, RAL 7035 grey, RAL 9004 black • Rigid elbows ZKHF (90°) PC/ABS or PP - self-extinguishing • Material: PC/ABS sheet polycarbonate/acrylonitrile-butadiene-styrene terpolymer or PP flame retardant halogen-free • Design: rigid two-bolt injection • Reaction to fire: B-s2, d1 • No resistance to UV radiation • Colour with PP: RAL 9010 white, RAL 7035 grey, RAL 9004 black • UZHF lockable handle • Material: PP flame-retardant, halogen-free • Design: lockable • Reaction to fire: B-s2, d1 • No resistance to UV radiation • Colour white RAL 9010, grey RAL 7035, black RAL 9004
Compressive strength ZKHF, ZPSHF	750N
Resistance to lateral loads - UZHF - for impact -	Medium - (1-16 kg) Large - 2 kg.
Chemical resistance: ZCLHF, ZPSHF, ZKHF with PC/ABS	At room temperature resistant to alcohols, aromatic-free petrol, glycol, hydrochloric acid (100% at 60°C) , nitric acid (10% at 60°C), sulphuric acid (96% at 20°C), diesel fuel at 20°C, hydrogen sulphide at 60°C.
Chemical resistance: ZCLHF, ZPSHF, ZKHF, UZHF with PP	Petrol, glycol, paraffin, diesel, silicone oil, transformer oil, acids (sulphuric 98%, hydrochloric 36%), lyes (potassium 50%, sodium 50%)
Temperature range: (trans, insta, eksploa)	ZCLHF, ZPSHF, ZKHF with PC/ABS (-15°C) to (+105°C)
Temperature range: (trans, insta, eksploa)	ZCLHF, ZPSHF, ZKHF, UZHF with PP (-25°C) to (+90°C).
Internal diameters [mm]:	ZCLHF, UZHF: 13,16,18,20,22,25,28,32,37,47 ZKHF, ZPSHF: 16,18,20,22,25,28,32,37,47

Share capital: PLN 5,726,000.00 NIP: 681-18-27-742 REGON: 350141778 KRS: 0000118321

District Court for Krakow - Śródmieście in Krakow XII Economic Division of the National Court Register

ZCLHF with PC/ABS				
Ø ext.	WHITE Catalogue no.			Number of pcs./package.
13	03.140			50
16	03.141			50
18	03.142			50
20	03.143			50
22	03.144			50
25	03.144/A			50
28	03.145			50
32	03.145/A			50
37	03.146			50
47	03.147			50
ZCLHF with PP				
Ø ext.	WHITE RAL 9010 Catalogue no.	RAL 7035 GREY Catalogue no.	BLACK RAL 9004 Catalogue no.	Number of pcs./package.
13	03.140PP/B	03.140PP/S	03.140PP/C	50
16	03.141PP/B	03.141PP/S	03.141PP/C	50
18	03.142PP/B	03.142PP/S	03.142PP/C	50
20	03.143/PP/B	03.143/PP/S	03.143/PP/C	50
22	03.144PP/B	03.144PP/S	03.144PP/C	50
25	03.144/A/PP/B	03.144/A/PP/S	03.144/A/PP/C	50
28	03.145PP/B	03.145PP/S	03.145PP/C	50
32	03.145/A/PP/B	03.145/A/PP/S	03.145/A/PP/C	50
37	03.146PP/B	03.146PP/S	03.146PP/C	50
47	03.147PP/B	03.147PP/S	03.147PP/C	50



Fig.1 ZCLHF with PC/ABS white



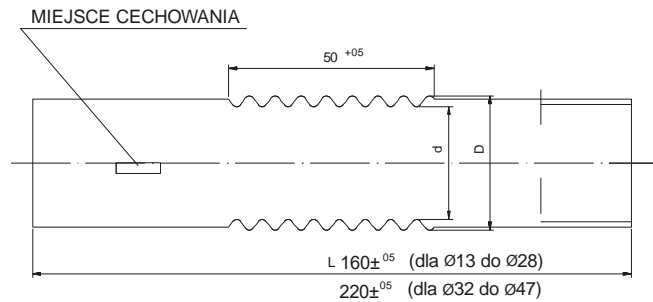
Fig.2 ZCLHF in PP white and black



Fig.3 ZCLHF in PP white, black and grey (RAL 7035)

ZCLF, ZCL UV flexible couplings (dimensions in mm)

Ø ext.	Coupling length L (total)	Ø ext.	Coupling length L (total)
13	160 ±5	25	165 ±5
16	160 ±5	28	160 ±5
18	160 ±5	32	160 ±5
20	160 ±5	37	190 ±5
22	160 ±5	47	220 ±5



ZPSHF with PC/ABS				
Ø ext.	WHITE Catalogue no.			Number of pcs./package.
16	03.160			10
18	03.161			10
20	03.162			10
22	03.163			10
25	03.163A			10
28	03.164			10
32	03.164A			10
37	03.165			10
47	03.166			10
ZPSHF with PP				
Ø ext.	WHITE RAL 9010 Catalogue no.	RAL 7035 GREY Catalogue no.	BLACK RAL 9004 Catalogue no.	Number of pcs./package.
16	03.160PP/B	03.160PP/S	03.160PP/C	10
18	03.161PP/B	03.161PP/S	03.161PP/C	10
20	03.162PP/B	03.162PP/S	03.162PP/C	10
22	03.163PP/B	03.163PP/S	03.163PP/C	10
25	03.163A/PP/B	03.163A/PP/S	03.163A/PP/C	10
28	03.164PP/B	03.164PP/S	03.164PP/C	10
32	03.164APP/B	03.164APP/S	03.164APP/C	10
37	03.165PP/B	03.165PP/S	03.165PP/C	10
47	03.166PP/B	03.166PP/S	03.166PP/C	10

ZPS rigid couplings (dimensions in mm)

Ø ext.	Coupling length	Ø ext.	Coupling length
		25	60
16	40	28	70
18	46	32	75
20	50	37	80
22	50	47	90



Photo 4 ZPSHF with PC/ABS



Photo.5 ZPSHF in PP white and black



Fig. 6 ZPSHF in PP white, black, grey (RAL 7035)

ZKHF with PC/ABS				
Ø ext.	WHITE Catalogue no.			Number of pcs./package.
16	03.179			10
18	03.180			10
20	03.180A			10
22	03.181			10
25	03.181A			10
28	03.182			10
32	03.182A			10
37	03.183			10
47	03.184			10
ZKHF with PP				
Ø ext.	WHITE RAL 9010 Catalogue no.	RAL 7035 GREY Catalogue no.	BLACK RAL 9004 Catalogue no.	Number of pcs./package.
16	03.179 PP/B	03.179 PP/S	03.179 PP/C	10
18	03.180 PP/B	03.180 PP/S	03.180 PP/C	10
20	03.180A PP/B	03.180A PP/S	03.180A PP/C	10
22	03.181 PP/B	03.181 PP/S	03.181 PP/C	10
25	03.181 A PP/B	03.181 A PP/S	03.181 A PP/C	10
28	03.182 PP/B	03.182 PP/S	03.182 PP/C	10
32	03.182 A PP/B	03.182 A PP/S	03.182 A PP/C	10
37	03.183 PP/B	03.183 PP/S	03.183 PP/C	10
47	03.184 PP/B	03.184 PP/S	03.184 PP/C	10



Photo.5 ZKHF with PC/ABS



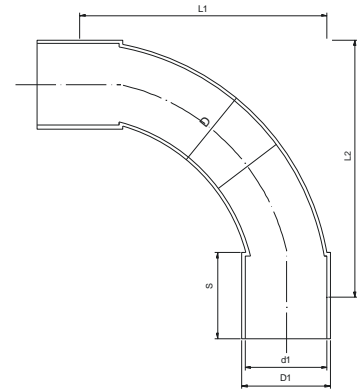
Fig.6 ZKHF in PP white and grey (RAL 7035)



Fot.7 ZKHF in PP white, grey (RAL 7035), black

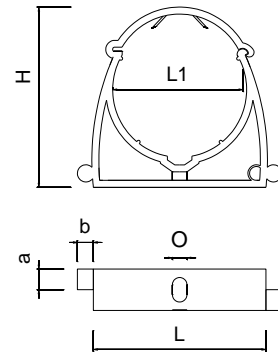
Rigid elbows ZK two-flange injection (dimensions in mm)

Inside Ø (d1)	L ₁ =L ₂ tol.0(±0,06)	S 0 tol.(±0,07)	Bending radius "R"
16	40	17,5	44
18	65	18,7	49
20	77	24,2	57
22	58,4	22,9	60
25	82,3	25	61
28	100	27,8	97
32	130	32,1	100
37	98,25	38,5	101
47	124,8	49	128



UZHF (dimensions in mm)

Pipe holder	Catalogue number UZHF		
	White	Grey	Black
L ₁ 13	03.200	03.200 S	03.200 C
L ₁ 16	03.201	03.201 S	03.201 C
L ₁ 18	03.202	03.202 S	03.202 C
L ₁ 20	03.203	03.203 S	03.203 C
L ₁ 22	03.204	03.204 S	03.204 C
L ₁ 25	03.204 A	03.204 A/S	03.204 A/C
L ₁ 28	03.205	03.205 S	03.205 C
L ₁ 32	03.205 A	03.205 A/S	03.205 A/C
L ₁ 37	03.206	03.206 S	03.206 C
L ₁ 47	03.207	03.207 S	03.207 C



Manufacturer recommendations:
The manufacturer recommends the spacing of the locking brackets for the RL pipe:
horizontal: 60÷70 cm, vertical: 80÷90 cm.
for RS pipe: horizontally: 80÷90 cm, vertically: 90÷100 cm.

Lockable handle	H	L	L ₁	Ø
13	26,7 ^{±02}	24	13,3 ^{±02}	4,1
16	29 ^{±02}	26	16,3 ^{±02}	4,1
18	32 ^{±02}	28	18,4 ^{±02}	4,2
20	35 ^{±02}	32	20,4 ^{±02}	4,8
22	35,5 ^{±02}	33	22,5 ^{±02}	5
25	38,9 ^{±02}	35	25,2 ^{±02}	5,3
28	43,7 ^{±02}	40	28,5 ^{±02}	5
32	45,9 ^{±02}	41,3	32,2 ^{±02}	5,6
37	55,2 ^{±02}	50,3	37,5 ^{±02}	6
47	66,5 ^{±02}	62,5	47,5 ^{±02}	6



Fig.8 UZHF black, white, grey

The above information is based on the current state of knowledge and applies to the product as manufactured by the manufacturer: Elektroplast Spółka z ograniczoną odpowiedzialnością.

In the case of use of the product for purposes other than those stated by the manufacturer, responsibility for the safety, duration and quality of use of the products falls on the user. **The product data sheet was prepared by: Production Director Stanisław Klakla**

Share capital: PLN 5,726,000.00 NIP: 681-18-27-742 REGON: 350141778 KRS: 0000118321

District Court for Krakow - Śródmieście in Krakow XII Economic Division of the National Court Register

ELEKTROPLAST
Spółka z ograniczoną odpowiedzialnością
DYREKTOR PRODUKCJI
Stanisław Klakla